



**Busch**<sup>®</sup>

There is no substitute for quality


## Premium Nail Set by Diana Hattwig

Diana Hattwig from Voerde is rightly considered a leading nail expert. She has successfully taken part in international championship events, even outside Germany, and now not only runs her own nail studio, but also draws interested nail designers to her workshops from throughout the country.

She has selected suitable BUSCH instruments for her practice and arranged her Premium Nail Set in a printed STERI-SAFEpro bur block suitable for disinfection and sterilization.

The set includes all the rotary instruments needed, from removal of the old modelling to new artistically designed artificial nails.

Take a look at our joint video; it shows all the required instruments and work steps. [www.busch.eu/en/application\\_video](http://www.busch.eu/en/application_video)



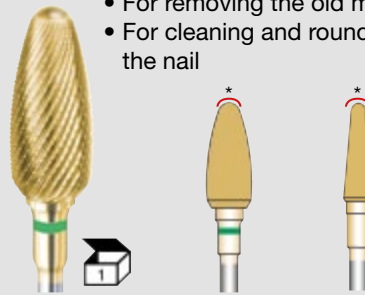


BUSCH	Premium Nail Set by Diana Hattwig – BUSCH 5103
-------	--

**T-SPEED carbide cutters**

\* Front without cuts

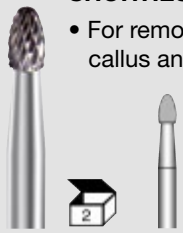
- For removing the old modelling (gel/acrylic)
- For cleaning and rounding the underside of the nail



BUSCH	T425SPEED PLUS	T429SPEED
Ø ISO	060	040

**SHORTIES carbide cutters**

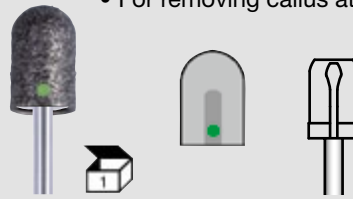
- For removing periungual callus and nail skin



BUSCH	S423FX
Ø ISO	023

**medCap + carrier**

- For removing callus at the fingertips

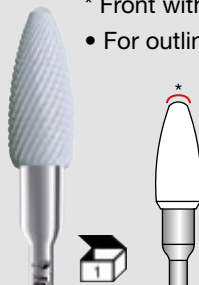


BUSCH	MC6880S	308S
Ø ISO	S	S

**KERA (high-performance ceramic material)**

\* Front without cuts

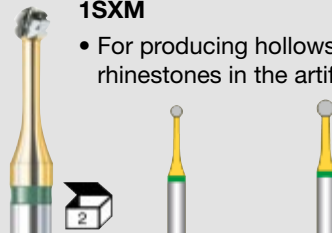
- For outlining the new modelling (gel/acrylic)



BUSCH	K425SPEED
Ø ISO	060

**1SXM**

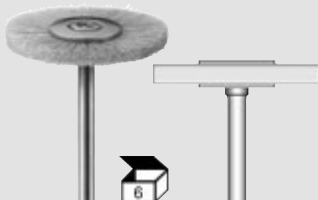
- For producing hollows for placing rhinestones in the artificial nail material



BUSCH	1SXM	1SXM
Ø ISO	016	023

**Goat hair brush**

- For cleaning the nail and skin edges



BUSCH	9738
Ø ISO	220

**Polishing steps**

- Smoothing, polishing, high-lustre polishing



BUSCH	9626G	9626	9622
Ø ISO	055	055	055

